



Reference: 620.  
Line: Sphere  
Application: Pendant  
Description: Single Sphere Suspension Pendant Ø35x15

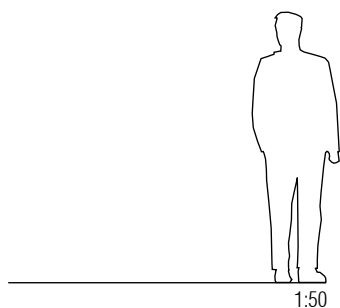
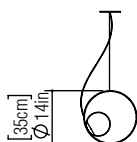
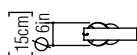
Material: Natural Wood Veneer, MDF and Frosted Glass Globe  
Weight (unpacked): 0,90kg/1,98lb

Light Source Type: E-27  
1x 25W (max. each)  
Fluorescent or LED  
Bulbs not included

Color Temperature: Lamp dependent  
CRI: Lamp dependent  
Luminous Flux: Lamp dependent

Isolation: Class II  
Input Voltage (VAC): 110 ~ 277V  
Input Frequency (Hz): 60 Hz

Suspension Cable Length: 160cm/63in



#### Finish Options:

01 Pine	24 Marsala
02 Coffee	25 Iridescent White
04 Tobacco	26 Light Pink
06 Imbuia	27 Gold
07 White	28 Silver
09 Louro Freijo	29 Teal
12 Teak	30 Olive Green
13 Bluish Green	31 Ferrari Red
14 Yellow	32 Copper
15 Cappuccino	33 Bronze
18 American Walnut	34 Birch
22 Black	