



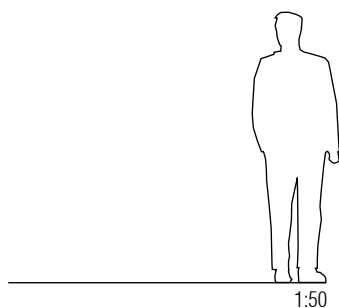
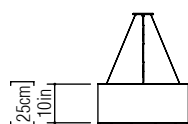
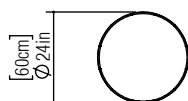
Reference: 206.  
Line: Cylindrical  
Application: Pendant  
Description: Cylindrical Suspension Pendant Ø60x25

Material: Natural Wood Veneer, MDF and Acrylic  
Weight (unpacked): 3,80kg/8,38lb

Light Source Type: Integrated LED Module  
1 unit Driver, housed in the luminaire  
Dimmable, 0-10V dimming  
Color Temperature: 2700K, 3000K or 4000K  
CRI: 80 or 90  
Light Output: 6900lm  
Total Power (W): 50W

Isolation: Class II  
Input Voltage (VAC): 110 ~ 277V  
Input Frequency (Hz): 60 Hz

Suspension Cable Length: 160cm/63in  
Certificates:



#### Finish Options:

01 Pine	24 Marsala
02 Coffee	25 Iridescent White
04 Tobacco	26 Light Pink
06 Imbuia	27 Gold
07 White	28 Silver
09 Louro Freijo	29 Teal
12 Teak	30 Olive Green
13 Bluish Green	31 Ferrari Red
14 Yellow	32 Copper
15 Cappuccino	33 Bronze
18 American Walnut	34 Birch
22 Black	