



Reference: 1040.
 Line: Cylindrical
 Application: Pendant
 Description: Cylindrical Suspension Pendant Ø90x15

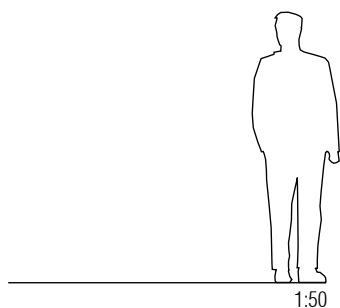
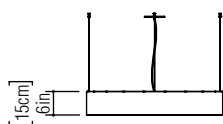
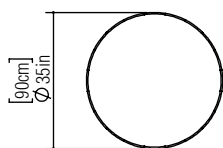
Material: Natural Wood Veneer, MDF and Acrylic
 Weight (unpacked): 5,90kg/13,01lb

Light Source Type: E-26
 7x 25W (max. each)
 Fluorescent or LED
 Bulbs not included

Color Temperature: Lamp dependent
 CRI: Lamp dependent
 Luminous Flux: Lamp dependent

Isolation: Class II
 Input Voltage (VAC): 110 ~ 277V
 Input Frequency (Hz): 60 Hz

Suspension Cable Length: 160cm/63in



Finish Options:

	01 Pine		24 Marsala
	02 Coffee		25 Iridescent White
	04 Tobacco		26 Light Pink
	06 Imbuia		27 Gold
	07 White		28 Silver
	09 Louro Freijo		29 Teal
	12 Teak		30 Olive Green
	13 Bluish Green		31 Ferrari Red
	14 Yellow		32 Copper
	15 Cappuccino		33 Bronze
	18 American Walnut		34 Birch
	22 Black		