



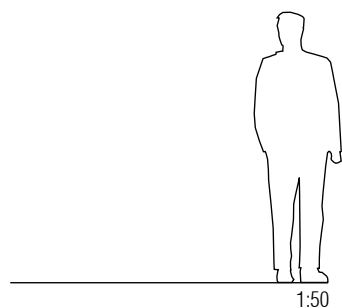
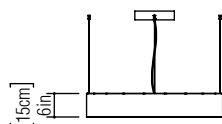
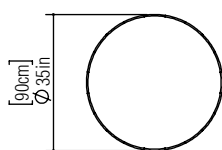
Reference: 1040.
Line: Cylindrical
Application: Pendant
Description: Cylindrical Suspension Pendant Ø90x15

Material: Natural Wood Veneer, MDF and Acrylic
Weight (unpacked): 5,90kg/13,01lb

Light Source Type: Integrated LED Module
1 unit Driver, housed in the canopy
Dimmable, 0-10V dimming
Color Temperature: 2700K, 3000K or 4000K
CRI: 80 or 90
Light Output: 8840m
Total Power (W): 65W

Isolation: Class II
Input Voltage (VAC): 110 ~ 277V
Input Frequency (Hz): 60 Hz

Suspension Cable Length: 160cm/63in
Certificates:



Finish Options:

01 Pine	24 Marsala
02 Coffee	25 Iridescent White
04 Tobacco	26 Light Pink
06 Imbuia	27 Gold
07 White	28 Silver
09 Louro Freijo	29 Teal
12 Teak	30 Olive Green
13 Bluish Green	31 Ferrari Red
14 Yellow	32 Copper
15 Cappuccino	33 Bronze
18 American Walnut	34 Birch
22 Black	