



Reference: 213F.
Line: Cylindrical
Application: Pendant
Description: Closed Double Cylindrical Suspension Pendant Ø80x25

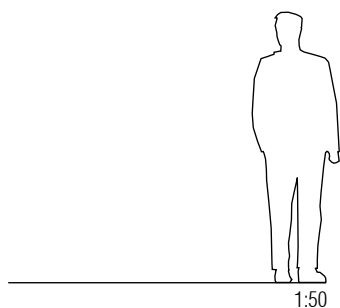
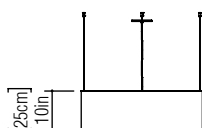
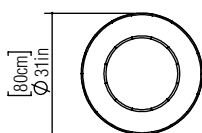
Material: Natural Wood Veneer, MDF and Acrylic
Weight (unpacked): 6,90kg/15,21lb

Light Source Type: E-27
7x 25W (max. each)
Fluorescent or LED
Bulbs not included

Color Temperature: Lamp dependent
CRI: Lamp dependent
Luminous Flux: Lamp dependent

Isolation: Class II
Input Voltage (VAC): 110 ~ 277V
Input Frequency (Hz): 60 Hz

Suspension Cable Length: 160cm/63in



Finish Options:

01 Pine	24 Marsala
02 Coffee	25 Iridescent White
04 Tobacco	26 Light Pink
06 Imbuia	27 Gold
07 White	28 Silver
09 Louro Freijo	29 Teal
12 Teak	30 Olive Green
13 Bluish Green	31 Ferrari Red
14 Yellow	32 Copper
15 Cappuccino	33 Bronze
18 American Walnut	34 Birch
22 Black	