



Reference: 1106C.  
 Line: Crystal  
 Application: Pendant  
 Description: Square Suspension Pendant with Crystals 55x15x55

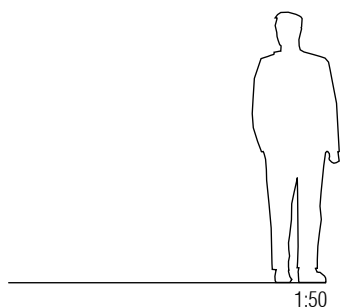
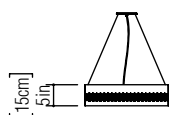
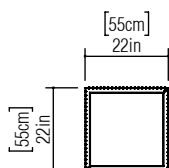
Material: Natural Wood Veneer, MDF and Acrylic  
 Weight (unpacked): 4,05kg/8,93lb

Light Source Type: E-27  
 4x 25W (max. each)  
 Fluorescent or LED  
 Bulbs not included

Color Temperature: Lamp dependent  
 CRI: Lamp dependent  
 Luminous Flux: Lamp dependent

Isolation: Class II  
 Input Voltage (VAC): 110 ~ 277V  
 Input Frequency (Hz): 60 Hz

Suspension Cable Length: 160cm/63in



#### Finish Options:

	01 Pine		24 Marsala
	02 Coffee		25 Iridescent White
	04 Tobacco		26 Light Pink
	06 Imbuia		27 Gold
	07 White		28 Silver
	09 Louro Freijo		29 Teal
	12 Teak		30 Olive Green
	13 Bluish Green		31 Ferrari Red
	14 Yellow		32 Copper
	15 Cappuccino		33 Bronze
	18 American Walnut		34 Birch
	22 Black		