



Specifier: _____ Date: _____

Project name: _____

Project location: _____

1418 [GU10]

Name: Dot Accord Pendant 1418
 Collection: Dot
 Application: Pendant
 Construction: Natural Wood Veneer, MDF and Carbon Steel

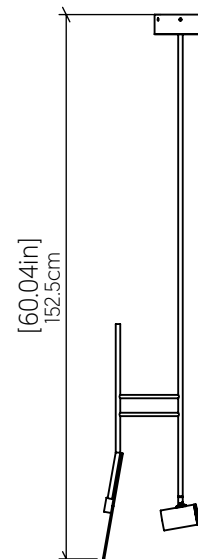
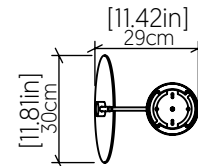
Fixture Image




Specifications

Light Source: 1x GU10 6W 120V-240V
 Lamps not Included
 Color Temperature: Lamp Dependent
 Dimming Option: Lamp Dependent
 CRI: Lamp Dependent
 Delivered Lumens: Lamp Dependent
 Total Power: Lamp Dependent
 Input Voltage: 120V-240V
 Input Frequency: 60 Hz
 Canopy Dimension H6.5cm Ø18cm / H2.56" Ø7.09"
 Height Adjustment Limit: N/A
 Weight: 2.88kg/6.35lbs

Technical Drawing



Photometric Graph



Standards

