

1021 [E-26]

Name: Slatted Accord Pendant 1021
 Collection: Slatted
 Application: Pendant
 Construction: Natural Wood Veneer, MDF

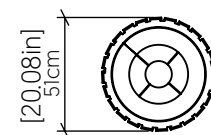
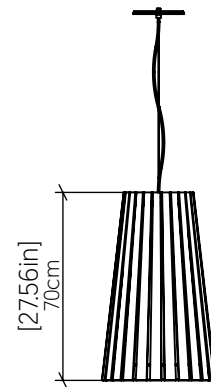
Fixture Image



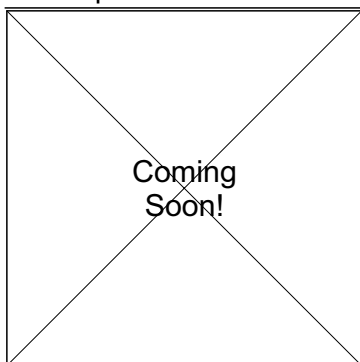
Specifications

Light Source: 1X 25W 120V-240V E26 [medium base]
 Driver Location: N/A
 Color Temperature: Lamp Dependent
 Dimming Option: Lamp Dependent
 CRI: Lamp Dependent
 Delivered Lumens: Lamp Dependent
 Total Power: Lamp Dependent
 Input Voltage: 120V-240V
 Input Frequency: 60 Hz
 Canopy Dimension: H0.8cm Ø13,5cm / H0.31" Ø5.31"
 Height Adjustment Limit: 10'
 Weight: 9.9kg/21.83lbs

Technical Drawing



Photometric Graph



Standards

