

Specifier: _____ Date: _____

Project name: _____

Project location: _____

1435LED (LED)

Name: Frame Accord Pendant 1435 LED
 Collection: Frame
 Application: Pendant
 Construction: Natural Wood Venner, MDF and Acrylic

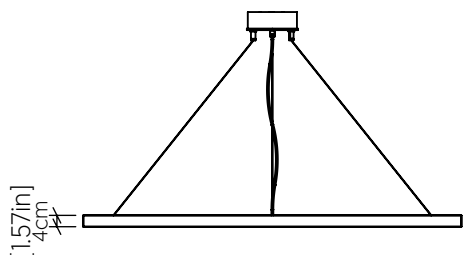
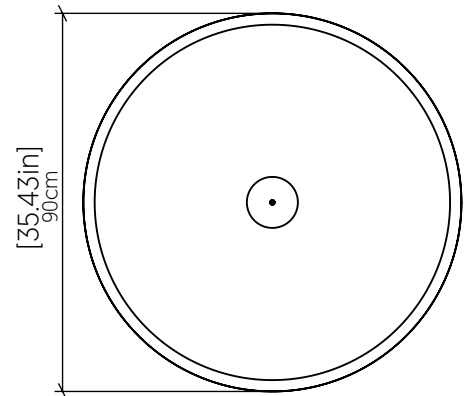
Specifications

Light Source:	Integrated LED Module
Driver Location:	Canopy
Color Temperature:	3000K, 3500K and 4000K
Dimming Option:	0-10V OR ELV/TRIAC
CRI:	90
Delivered Lumens:	1156lm
Total Power:	32.5W
Input Voltage:	120V-277V
Input Frequency:	60 Hz
Height Adjustment Limit:	10'
Weight:	WEIGHT


Fixture Image



Technical Drawing



Photometric Graph



Standards

