



Specifier: \_\_\_\_\_ Date: \_\_\_\_\_

Project name: \_\_\_\_\_

Project location: \_\_\_\_\_


# 1500 [GU-10]

Name: Flow Accord Pendant 1500  
 Collection: Flow  
 Application: Pendant  
 Construction: Natural Wood Veneer, MDF and Cotton shade

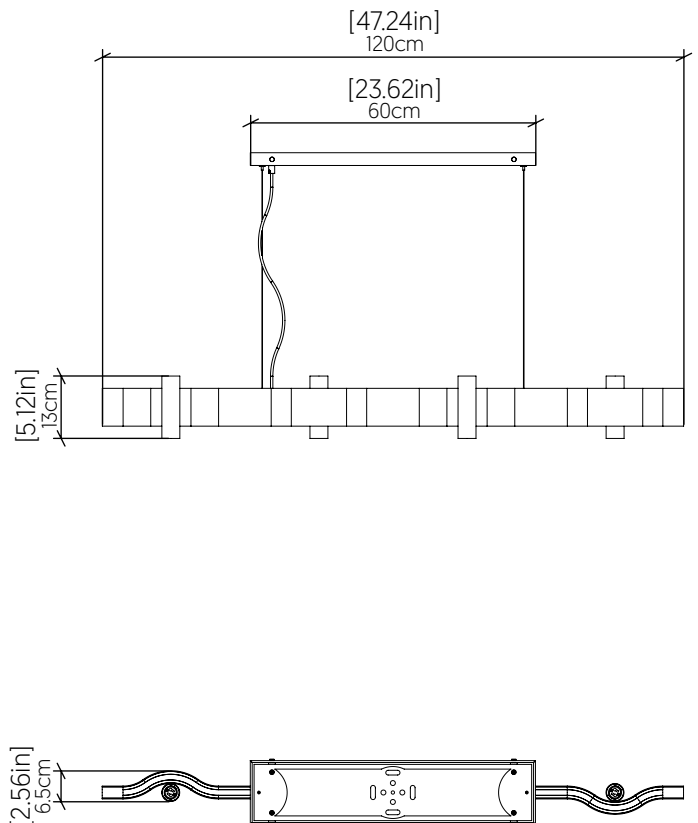
## Specifications

Light Source: 8x GU10-MR11 5W LED 120V-240V  
 Driver Location: N/A  
 Color Temperature: Lamp Dependent  
 Dimming Option: Lamp Dependent  
 CRI: Lamp Dependent  
 Delivered Lumens: Lamp Dependent  
 Total Power: Lamp Dependent  
 Input Voltage: 120V-240V  
 Input Frequency: 60 Hz  
 Canopy Dimension: H0.8cm Ø13,5cm / H0.31" Ø5.31"  
 Height Adjustment Limit: 10'


## Fixture Image



## Technical Drawing



## Photometric Graph



## Standards

