



Specifier: _____ Date: _____

Project name: _____

Project location: _____

1526 [GU-10]

Name: Flow Accord Pendant 1526
 Collection: Flow
 Application: Pendant
 Construction: Natural Wood Veneer, MDF

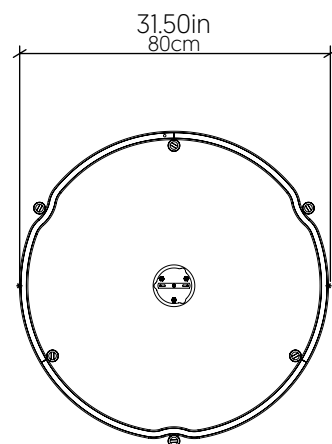
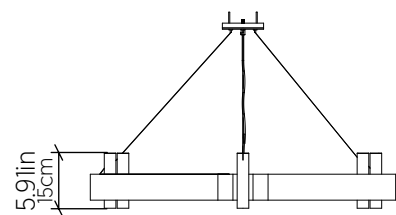
Fixture Image



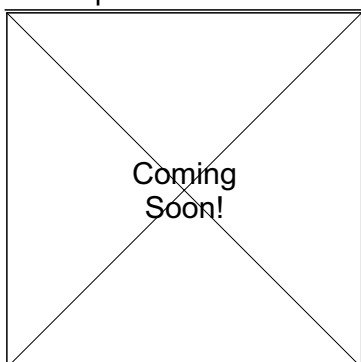
Specifications

Light Source: 6x 10w 110V -125V [E12]
 Driver Location: N/A
 Color Temperature: Lamp Dependent
 Dimming Option: Lamp Dependent
 CRI: Lamp Dependent
 Delivered Lumens: Lamp Dependent
 Total Power: Lamp Dependent
 Input Voltage: 110V -125V
 Input Frequency: 60 Hz
 Canopy Dimension: H0.8cm Ø13,5cm / H0.31" Ø5.31"
 Height Adjustment Limit: 10'

Technical Drawing



Photometric Graph



Standards

