

**WARNING!**





Be sure electrical power is OFF before and during installation or maintenance.  
The luminaire must be installed by a qualified electrician, in accordance with all applicable local codes.

Ensure that the rated luminaire voltage requirements are compatible with the available mains supply in which it will be installed.  
All LEDs are included in your lamp. Never touch the LED surface with your bare hands as this may reduce the life of your LED.  
Do not alter, relocate or remove any electrical component.

Line: Stecche Di legno  
Family: Table Lamp  
Description: Stecche di legno Accord Floor Lamp 3038

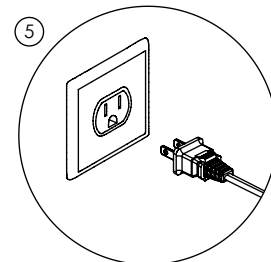
Material: Natural Wood Veneer MDF and Lined Shade  
Weight:



**MOUNTING YOUR LUMINAIRE**

Turn OFF the power before start the installation.

- ① Once all parts have been removed from box along with any protective packing, rotate the lower support base in the clockwise direction.
- ② Once the E-26 socket is visible, install a standard E-26 lightbulb (not included) into the lampholder within the luminaire. Use only lightbulbs that do not exceed the maximum wattage rating (25W).
- ③ After the E-26 lightbulb is installed, fit the support base to the table lamp shape, rotating in the indicated direction until it brakes.
- ④ Plug it into a proper electrical outlet.
- ⑤ Turn ON electrical power.
- ⑥ Your luminaire is now ready for use.
- ⑥ Use the electrical switch to turn it ON/OFF.



**ATTENTION!**



FAILURE TO COMPLY WITH THESE INSTRUCTIONS MAY CAUSE ACCIDENTS AND LOSS OF PRODUCT WARRANTY.  
It's recommended to read these instructions completely and carefully before proceeding.

**SAVE THESE INSTRUCTIONS FOR FUTURE REFERENCE.**

ACCORD Lighting guarantees coverage against manufacturing defects including electrical components and finishes, for a period of three years, under normal use, from the date of purchase. For warranty service, please contact your local dealer for further instructions. Proof of date of purchase will be required for validation of warranty service.

The responsibility of the manufacturer regarding the product warranty is related to the correct observation of the instructions contained in this manual. The manufacturer is not responsible for any damage to the product caused by accidents, alterations of any kind, improper usage or improper installation. See the website for additional warranty details.

ACCORD Lighting reserves the right to change the dimensions and specifications contained in this manual without prior notice, in accordance with its policy of continuous product improvement. Please, contact the manufacturer if additional information is necessary. The illustrations in this manual are for guidance only and may vary in scale, dimensions and model details.